


Daidalos Peutz bouwfysisch ingenieursbureau
 Vital Decosterstraat 67A – bus 1
 B-3000 Leuven
 Belgium
 VAT: BE 0454.276.239
www.daidalospeutz.be



daidalos peutz
 laboratory of acoustics



N° 451-TEST
 NBN EN ISO 17025:2005

NOISE LAB
REPORT Number A-2019LAB-024-H162-42591_E

Customer : **BSW Berleburger Schaumstoffwerk GmbH**
Am Hilgenacker 24
57319 Bad Berleburg
Germany

Contacts : Client : Enrico Eppner
 Noise lab : Volker Spessart

Tests : Laboratory measurement of airborne sound insulation of building elements
Product name : **REGUPOL sonus curve, 17mm**

Reference norm :
 NBN EN ISO 10140-2:2010 Acoustics - Laboratory measurement of sound insulation of building elements
 - Part 2: Measurement of airborne sound insulation

Various other related norms:

NBN EN ISO 10140-1:2010 Acoustics - Laboratory measurement of sound insulation of building elements
 - Part 1: Application rules for specific products
 NBN EN ISO 10140-4:2010 Acoustics - Laboratory measurement of sound insulation of building elements
 - Part 4: Measurement procedures and requirements
 NBN EN ISO 10140-5:2010 Acoustics - Laboratory measurement of sound insulation of building elements
 - Part 5: Requirements for test facilities and equipment
 NBN EN 20140-2:1995 Acoustics - Measurement of sound insulation in buildings and of building elements
 - Part 2: Determination, verification and application of precision data (ISO 140-2:1991)
 NBN EN ISO 717-1: 1996 Acoustics - Rating of sound insulation in buildings and of building elements
 - Part 1: Airborne sound insulation

To perform the above measurements, the laboratory of Daidalos Peutz is accredited by BELAC "The Belgian Accreditation Body"
 BELAC is a signatory of all existing MLAs (multilateral agreements) and MRAs (multilateral recognition agreements) of EA (European co-operation for Accreditation), ILAC (International Laboratory Accreditation Cooperation) and IAF (International Accreditation Forum).
 In this way, reports and certificates issued by BELAC accredited bodies are internationally accredited.

Date and reference of the request:	01/08/2016	2019LAB-024
Date of receipt of the specimen (s):	09/08/2016	SONH162
Date of tests:	09/08/2016	
Date of preparation of the report:	18/04/2019	

This test report together with its annexes contains : 9 pages and must be multiplied only in its entirety

Technical Manager,

Volker Spessart

Laboratory Engineer,

Karolien Benoit

NOISE LAB
REPORT Number A-2019LAB-024-H162-42591_E

STANDARD METHOD

Airborne sound insulation measurement

The tests were conducted in accordance with the provisions of the test method ISO 10140-2. A detailed description of the test set up has been given in the figures of annex 1 of this report.

The construction to be tested is placed into a test opening between two measuring rooms. In one of the rooms (the so-called sending room) broad band noise is generated by loud-speakers. The test rooms meet the requirements of ISO 10140-5 Both rooms are isolated for vibrations by using a so-called room-in-room construction.

In this sending room as well as in the adjacent room (the "receiving room") the resulting sound pressure level is measured by means of a continuous rotating boom, so the (time- and space-) averaged sound pressure level is determined.

The reverberation time of the receiving room is also measured. The measurement of the reverberation time in the receiving room allows to determined the sound absorption per octave band using the formula Sabine as in the norm ISO 10140-4 and in accordance with ISO 354
 The equivalent sound absorption (m²) in the receiving room according to : $A = 0,16 V/T$ in which :

V = volume of the receiving room in cubic meter
 T = reverberation time in the receiving room in sec

In ISO 10140-2 the airborne sound insulation of an object is defined as the "sound reduction index R" to be evaluated according to the formula

$$R = L_1 - L_2 + 10 \log (S/A) \quad [dB]$$

met L₁ = sound pressure level in the sending room, in dB (ref 20μPa)
 L₂ = sound pressure level in the receiving room, in dB (ref 20μPa)
 S = area of the object to be tested, in square metre
 A = equivalent sound absorption in the receiving room, in square metre

The above parameters are determined at least in the 1/3 octave bands 100 Hz to 5000 Hz
 The environmental conditions in the test rooms (temperature, relative humidity) are measured during the tests

Single-rating number : R_w (C;C_{tr})

The values of the measured airborne sound reduction index of the tested element are drawn-up in the diagram of the annexed data sheet as a function of the frequency (in 1/3 octave bands) and are given in a table.


According to EN ISO 717-1 the weighted sound reduction index R_w and the spectrum adaptation terms C and C_{tr} for the frequency range from 100 Hz to 3150 Hz can be calculated.

R_w = de 'weighted sound reduction index'
 R_w + C = characterize in one number the insulation of the test element against NON-dominant low-frequency noise
 R_w + C_{tr} = characterize in one number the insulation of the test element against dominant low-frequency noise

Optionally, these two terms are supplemented by additional adjustment terms (if necessary and measured data are available) on a wider frequency range between 50 Hz and 5000 Hz

Optionally and according other international standards, other single-figure ratings have been calculated and stated.

Daidalos Peutz bouwfysisch ingenieursbureau
 Vital Decosterstraat 67A – bus 1
 B-3000 Leuven
 Belgium
 VAT: BE 0454.276.239
www.daidalospeutz.be



daidalos peutz
 laboratory of acoustics



N° 451-TEST
 NBN EN ISO 17025:2005

NOISE LAB
REPORT Number **A-2019LAB-024-H162-42591_E**

SPECIAL MEASUREMENT CONDITIONS

n/a

ACCURACY

The accuracy of the airborne sound insulation as calculated can be expressed in terms of repeatability (tests within one laboratory) and reproducibility (between various laboratories)

Repeatability [r]

When: - two tests are performed on identical test material - within a short period of time - by the same person or team - using the same instrumentation - under unchanged environmental conditions - the probability will be 95% that the difference between the two test results will be less than or equal to r

Reproducibility [R]

When: - two tests are performed on identical test material - in different laboratories - by different person(s) - under different environmental conditions - the probability will be 95% that the difference between the two test results will be less than or equal to R


In ISO 20140-2 there is a statement on the reproducibility R to be expected, based on the results of various inter-laboratory tests.
 The reproducibility of the single figure rating R_w is about 3 dB.

The specific value of uncertainty is available on request

ENVIRONMENTAL CONDITIONS during the tests

	<i>Source room</i>	<i>Receiving room</i>
Temperature :	T = 21,7 °C	20,9 °C
Atmospheric pressure :	p = 1025 hPa	1025 hPa
Relative humidity :	h _r = 64 %	78 %

Daidalos Peutz bouwfysisch ingenieursbureau
 Vital Decosterstraat 67A – bus 1
 B-3000 Leuven
 Belgium
 VAT: BE 0454.276.239
www.daidalospeutz.be



daidalos peutz
 laboratory of acoustics

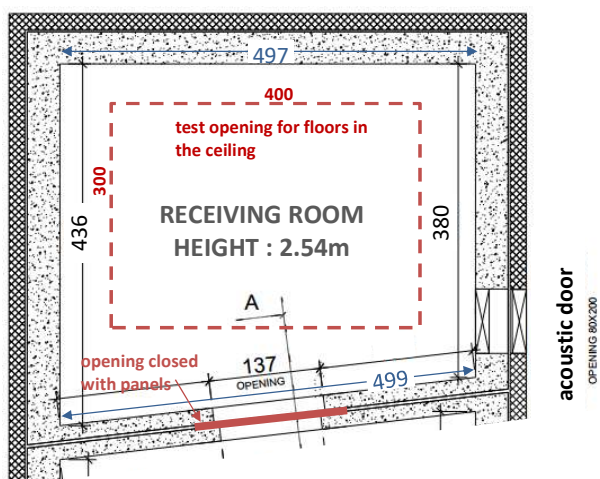


N° 451-TEST
 NBN EN ISO 17025:2005


NOISE LAB
REPORT Number **A-2019LAB-024-H162-42591_E**

ANNEX 1 : Sound insulation test facilities

The test rooms meet the requirements of ISO 10140-5
 Both rooms are isolated for vibrations by using a so called room-in-room construction.



Daidalos Peutz bouwfysisch ingenieursbureau
 Vital Decosterstraat 67A – bus 1
 B-3000 Leuven
 Belgium
 VAT: BE 0454.276.239
www.daidalospeutz.be



daidalos peutz
 laboratory of acoustics



N° 451-TEST
 NBN EN ISO 17025:2005

NOISE LAB
REPORT Number **A-2019LAB-024-H162-42591_E**

ANNEX 2: Description test items by manufacturer

The test sample description given by manufacturer is checked visually as good as possible by the laboratory.

The correspondence between the test element and the commercialized product is the sole responsibility of the manufacturer


Description of the test element as a layered structure

	Thickness (mm)	ρ (kg/m ³)	m'' (kg/m ²)	Description of the layer
1	45		±90	prefab anhydrite screed slab
2	17			REGUPOL sonus curve, 17mm
3	140	2300	322	heavyweight standard floor = solid reinforced concrete slab
4				
5				
6				
7				
8				
9				
10				

Total thickness = 202,0 mm

REGUPOL sonus curve, 17mm
 It is a floating floor underlayer product for impact sound isolation.
 The resilient layer is made from recycled elastomer materials.

Daidalos Peutz bouwfysisch ingenieursbureau
Vital Decosterstraat 67A – bus 1
B-3000 Leuven
Belgium
VAT: BE 0454.276.239
www.daidalospeutz.be



daidalos peutz
laboratory of acoustics



N° 451-TEST
NBN EN ISO 17025:2005


NOISE LAB
REPORT Number **A-2019LAB-024-H162-42591_E**

ANNEX 3: Technical sheet

The test sample description given by manufacturer is checked visually as good as possible by the laboratory.

The correspondence between the test element and the commercialized product is the sole responsibility of the manufacturer

Please request at supplier



NOISE LAB
REPORT Number **A-2019LAB-024-H162-42591_E**

ANNEX 4: photographs of the test element or the test arrangement

Description of the assembly and/or drawing and/or image


The floating floor underlayer product was placed on the standard concrete floor.


Then a prefab anhydrite screed slab was placed on top.

The topfloor had no rigid contact with the test opening construction. Gaps between the topfloor and the test opening were filled-up with sound-absorbing material.

To improve the acoustical sealing of the perimeter edge around the topfloor, additional sandbags were placed onto the gap.

Remark: the sound-absorbing material and sandbags are not part of the floating floor product.





NOISE LAB
REPORT Number A-2019LAB-024-H162-42591_E

R

SOUND REDUCTION INDEX according to ISO 10140-2
Laboratory measurement of airborne sound insulation between rooms

Client: BSW Berleburger Schaumstoffwerk GmbH

Date of test: 09/08/2016

Description of the test setup:

45 mm (90 kg/m²) prefab anhydrite screed slab
17 mm Regupol sonus curve
140 mm heavyweight standard floor

Area S of separating element: 12,00 m²

Receiving room volume: 51,4 m³

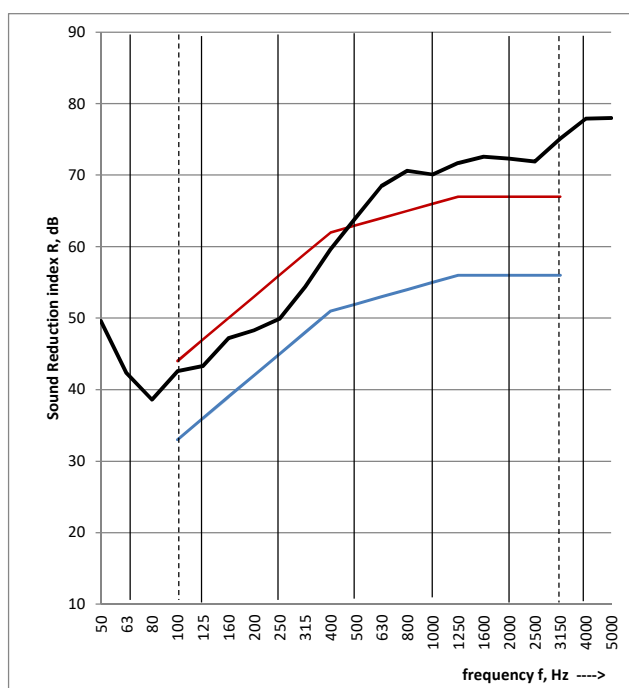
Source room volume: 144 m³

— measured values of Sound Reduction Index R
 — reference values (according ISO 717-1)
 — shifted reference values (according ISO 717-1)

frequency Hz	R one third octave dB	(*)	(**)
50	49,6	b	
63	42,3		
80	38,6		
100	42,6		
125	43,3		
160	47,2		
200	48,3		
250	49,9		
315	54,4		
400	59,6		
500	64,1		
630	68,5		
800	70,6	b	
1000	70,1	b	
1250	71,7		
1600	72,6		
2000	72,3		
2500	71,9		
3150	75,1	b	
4000	77,9	b	
5000	78,0	B	

B or M : R >= value shown

- (*) b : background noise correction used
 B : Maximum background noise correction used
 (**) m : flanking transmission correction used
 M : Maximum flanking transmission correction used



Rating in accordance with ISO 717-1:

R_w (C;C_{tr}) = 63 (-2 ; -7) dB C₅₀₋₃₁₅₀= -2 dB; C₅₀₋₅₀₀₀= -1 dB; C₁₀₀₋₅₀₀₀= -1 dB

*Evaluation based on laboratory measurement-
 results obtained by an engineering method:*

C_{tr,50-3150}= -9 dB; C_{tr,50-5000}= -9 dB; C_{tr,100-5000}= -7 dB

Measurement no.: SONH162
Date of test report: 18/04/2019

Test institute: Daidalos Peutz
Lab-engineer: Volker Spessart