

Daidalos Peutz bouwfysisch ingenieursbureau
 Vital Decosterstraat 67A – bus 1
 B-3000 Leuven
 Belgium
 VAT: BE 0454.276.239
www.daidalospeutz.be



N° 451-TEST

NBN EN ISO 17025:2005

NOISE LAB
REPORT Number A-2019LAB-024-H542-42956_E

Customer : BSW Berleburger Schaumstoffwerk GmbH
 Am Hilgenacker 24
 57319 Bad Berleburg
 Germany

Contacts : Client : Enrico Eppner
 Noise lab : Volker Spessart

Tests : Laboratory measurement of the reduction of impact noise by a floating floor system
 on a heavyweight standard floor.
Product name : REGUPOL sonus curve, 50mm

Normative references:

NBN EN ISO 10140-3 Acoustics - Laboratory measurement of sound insulation of building elements
 - Part 3: Measurements of impact sound insulation

Various other related norms:

NBN EN ISO 10140-1 Acoustics - Laboratory measurement of sound insulation of building elements
 - Part 1: Application rules for specific products
 NBN EN ISO 10140-4 Acoustics - Laboratory measurement of sound insulation of building elements
 - Part 4: Measurement procedures and requirements
 NBN EN ISO 10140-5 Acoustics - Laboratory measurement of sound insulation of building elements
 - Part 5: Requirements for test facilities and equipment
 NBN EN ISO 12999-1 Acoustics - Determination and application of measurement uncertainties in building acoustics
 - Part 1: Sound insulation
 NBN EN ISO 717-2 Acoustics - Rating of sound insulation in buildings and of building elements
 - Part 2: Impact sound insulation

To perform the above measurements, the laboratory of Daidalos Peutz is accredited by BELAC "The Belgian Accreditation Body"
 BELAC is a signatory of all existing MLAs (multilateral agreements) and MRAs (multilateral recognition agreements) of EA (European co-operation for
 Accreditation), ILAC (International Laboratory Accreditation Cooperation) and IAF (International Accreditation Forum).
 In this way, reports and certificates issued by BELAC accredited bodies are internationally accredited.

Date and reference of the request:	10/01/2017	2019LAB-024
Date of receipt of the specimen (s):	08/08/2017	SONH542
Date of tests:	09/08/2017	
Date of preparation of the report:	18/04/2019	

This test report together with its annexes contains : 13 pages and must be multiplied only in its entirety.

Technical Manager,

Volker Spessart

Laboratory Engineer,

Karolien Benoit

Daidalos Peutz bouwfysisch ingenieursbureau
 Vital Decosterstraat 67A – bus 1
 B-3000 Leuven
 Belgium
 VAT: BE 0454.276.239
www.daidalospeutz.be



N° 451-TEST

NBN EN ISO 17025:2005

NOISE LAB**REPORT Number A-2019LAB-024-H542-42956_E****MEASURING EQUIPMENT****Source signal**

Brüel & Kjaer - 4292 : Omni Power Sound Source
 Brüel & Kjaer - 2716 : Power amplifier
 Norsonic Nor277 : Tapping machine conform ISO 10140-5 Annex E

Microphone and data acquisition system:

Brüel & Kjaer - 4189 : 1/2" free field microphone, 6Hz to 20kHz, prepolarized
 Brüel & Kjaer - ZC-0032 : 1/2" microphone preamplifier
 Brüel & Kjaer - 4231 : Sound calibrator 94&114dB SPL-1000Hz, Fulfils IEC 60942(2003)Class1
 Brüel & Kjaer - JP 1041 : dual 10-pole adaptor JP-1041
 Brüel & Kjaer - 2270 : Sound level meter - dual channel instrument (measuring both channels simultaneously)
 Conforms with IEC 61672-1 (2002-05) Class 1
 Brüel & Kjaer - 3923 : rotating microphone boom

One rotating microphone system in the receiving room

<i>Number of tapping machine positions:</i>	4
<i>Minimum 0,7m between the different source positions</i>	
<i>Distances to the board of the floor at least 0.5 m</i>	
<i>Random positions and orientation of the tapping machine.</i>	
<i>Number of microphone positions for each tapping machine position:</i>	2
<i>Microphone position with a rotating microphone</i>	
<i>Number of rotations:</i>	3
<i>Rotation speed:</i>	16 s/tr
<i>Minimum rotation time:</i>	30 s
<i>Just not a rotation angle <10 ° to the chamber surfaces</i>	

Data processing

Brüel & Kjaer - BZ-5503 : utility software for hand-held analyzers
 Brüel & Kjaer - BZ-7229 : dual-channel building acoustics software
 Brüel & Kjaer - 7830 :Qualifier Software for reporting results
 A computer with proprietary software

<i>Averaging Time per measurement:</i>	48 s
<i>Number of reverberation time measurements (with graphic control):</i>	27

Test chambers

Volume receiving room:	51,4 m ³
Reference floor area:	12,00 m ²
Surface test floor :	12,00 m ²

There are diffusers and absorption material applied in the receiving room.

Standard floor

The base floor used is a 140 mm thick solid reinforced concrete slab.
 According to ISO 10140-5 Annex C this is the "heavyweight standard floor".

NOISE LAB**REPORT Number A-2019LAB-024-H542-42956_E****STANDARD METHOD**

The normalised impact sound pressure level L_n and the reduction of sound pressure level (improvement of impact sound insulation) ΔL were measured according to the standard NBN EN ISO 10140-3:2010. A detailed description of the test set up has been given in the figures of annex 1 of this report.

The tests were measured as follows:

- The test sample is mounted onto a heavyweight standard floor, in accordance with the descriptions in the standard NBN EN ISO 10140-1 and 10140-3.
- The standardized (see NBN EN ISO 10140-5:2010 Annex E) tapping machine is positioned in 3 or 4 positions on the test floor (depending on the sample). The impact sound pressure levels are measured in the receiving room below the test floor using a moving microphone. A one-third octave band analyser measured the averaged sound levels in the third octave bands from 100 to 5000 Hz. If required, the levels are corrected to account for the background noise. The individual measurements are then averaged energetically for each one-third octave band and converted with the reverberation time measurements to the normalized impact sound pressure level L_n for a receiving room having 10m² of equivalent sound absorption area.
- The normalized impact sound pressure level of the heavyweight standard floor $L_{n,0}$ is measured using the identical procedure.
- The normalized impact sound pressure level is calculated according to the following equation:

$$L_n = L_i + 10 \log (A/A_0) \quad [\text{dB}]$$

met	L_n	=	The normalized impact sound pressure level, expressed in dB (ref 20μPa)
	L_i	=	the energy average sound pressure level in a one-third octave band in the receiving room when the floor under test is excited by the standardized tapping machine
	A_0	=	the reference equivalent absorption area (= 10m ²)
	A	=	the measured equivalent absorption area

- The temperature, relative humidity and static pressure is also measured in the test rooms.
- The improvement ΔL of the impact sound insulation is calculated from the difference between the weighted impact sound levels of the bare floor without and with the floor covering:

$$\Delta L = L_{n,0} - L_n \quad [\text{dB}]$$

met	ΔL	=	The improvement of the impact sound insulation
	$L_{n,0}$	=	normalized impact sound pressure level of the bare floor
	L_n	=	normalized impact sound pressure level of the bare floor with floor covering

NOISE LAB
REPORT Number A-2019LAB-024-H542-42956_E

STANDARD METHOD

Single rating numbers

Evaluation according to EN ISO 717-2 defines single-number quantities, $L_{n,w}(C_i)$ for the impact sound insulation of floors and $\Delta L_w(C_{i,\Delta})$ for the impact sound reduction of floor coverings and floating floors from the results of measurements carried out in accordance with NBN EN ISO 10140-3.

The values obtained in accordance with ISO 10140-3 are compared with reference values at the frequencies of measurement within the range 100Hz to 3150 Hz for measurements in one-third octave bands. The calculation of the single-value indicator can not be summarised in a few lines. See standard NBN EN ISO 717-2 for details.

$L_{n,w}$ = weighted normalized impact sound pressure level
 $L_{n,w}+C_i$ = weighted normalized impact sound pressure level corrected with the adaptation term C_i

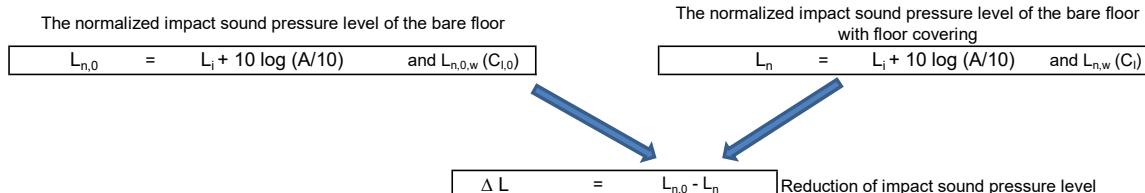
C_i = $L_{n,sum} - 15 - L_{n,w}$ With $L_{n,sum}$ the summation on an energetic basis for the one-third octave bands in the frequency range 100Hz to 2.5kHz

$$L_{n,sum} = 10 \log \sum_{i=1}^k 10^{\frac{L_i}{10}}$$

Calculations of the spectrum adaptation term may additionally be carried out for an enlarged frequency range.

The single-number quantities of impact sound insulation properties of floors, presented as $L_{n,w}(C_i)$

The single-number quantities of the weighted reduction in impact sound pressure level for floorcoverings, is presented as $\Delta L_w(C_{i,\Delta})$ and ΔL_{in}



To compare the measurement results obtained in different test laboratories, the normalized impact sound level L_n , is referred to the reference floor defined in ISO 717-2 in the following way. The quantity is designated by the index "r" ("reference floor"): $L_{n,r}$

$$L_{n,r} = L_{n,r,0} - \Delta L \quad \text{and} \quad L_{n,r,w}(C_{i,r})$$

with $L_{n,r,0}$ is the defined normalized impact sound pressure level of the reference floor (see ISO 717-2 point 5.2)

$$\Delta L_w = L_{n,r,0,w} - L_{n,r,w} = 78 - L_{n,r,w} \quad \text{with} \quad C_{i,\Delta} = C_{i,r,0} - C_{i,r} = -11 - C_{i,r}$$

$$\Delta L_{in} = \Delta L_w + C_{i,\Delta}$$

Daidalos Peutz bouwfysisch ingenieursbureau
 Vital Decosterstraat 67A – bus 1
 B-3000 Leuven
 Belgium
 VAT: BE 0454.276.239
www.daidalospeutz.be



N° 451-TEST
 NBN EN ISO 17025:2005

NOISE LAB

REPORT Number A-2019LAB-024-H542-42956_E

SPECIAL MEASUREMENT CONDITIONS

n/a

ACCURACY

The accuracy of the impact sound insulation as calculated can be expressed in terms of repeatability (tests within one laboratory) and reproducibility (between various laboratories)

Repeatability [r]

When: - two tests are performed on identical test material - within a short period of time - by the same person or team - using the same instrumentation - under unchanged environmental conditions - the probability will be 95% that the difference between the two test results will be less than or equal to r

Reproducibility [R]

When: - two tests are performed on identical test material - in different laboratories - by different person(s) - under different environmental conditions - the probability will be 95% that the difference between the two test results will be less than or equal to R

In NBN EN ISO 12999-1 there is a statement on the reproducibility R to be expected, based on the results of various inter-laboratory tests. The reproducibility of the single figure rating L_w , ΔL_w is about 3 dB.

The specific value of uncertainty is available on request

ENVIRONMENTAL CONDITIONS during the tests

	<i>Source room</i>	<i>Receiving room</i>
Temperature :	T = 21,5 °C	21,5 °C
Atmospheric pressure :	p = 1012 hPa	1012 hPa
Relative humidity :	h_r = 59,0 %	67,0 %

NOISE LAB
REPORT Number A-2019LAB-024-H542-42956_E

MEASUREMENT AND CALCULATION DETAILS

The results as presented here relate only to the tested items and laboratory conditions as described in this report.

The results of the measurements are presented on the next pages (6 till 9)

- on page 7 : the measurement results for the normalized impact sound level for the bare floor (the naked laboratory floor)
- on page 8 : the measurement results for the normalized impact sound level for the bare floor with floor covering, composition of the test element in annex 2
- on page 9 : the calculation of the reduction of impact sound pressure

The results are given at all frequencies of measurement, both in tabular form and in the form of a graph.

The next table present an overview of the measurements and calculations

f	$L_{n,0}$ bare floor	L_n bare floor + floor covering	ΔL $L_{n,0} - L_n$	$L_{n,r,0}$ reference floor according ISO 717-2 / 5.2	$L_{n,r}$ reference floor + floor covering	
(Hz)	(dB)	(dB)	(dB)	(dB)		$L_{n,r,0} - \Delta L$ (dB)
50	53,3	36,6	16,7			
63	53,6	44,4	9,2			
80	61,4	45,8	15,6			
100	61,3	40,1	21,2	67,0	45,8	
125	62,1	48,7	13,4	67,5	54,1	
160	65,9	47,5	18,4	68,0	49,6	
200	68,6	47,6	21,0	68,5	47,5	
250	70,0	53,9	16,1	69,0	52,9	
315	70,9	49,5	21,4	69,5	48,1	
400	70,4	39,8	30,6	70,0	39,4	
500	71,2	31,8	39,4	70,5	31,1	
630	72,1	35,5	36,6	71,0	34,4	
800	73,3	36,6	36,7	71,5	34,8	
1000	73,0	36,3	36,7	72,0	35,3	
1250	72,5	35,0	37,5	72,0	34,5	
1600	73,6	33,5	40,1	72,0	31,9	
2000	72,7	31,0	41,7	72,0	30,3	
2500	72,1	30,6	41,5	72,0	30,5	
3150	71,6	23,7	47,9	72,0	24,1	
4000	69,7	17,2	52,5	/	/	
5000	67,2	13,2	54,0	/	/	
ISO 717-2	$L_{n,0,w}$	$L_{n,w}$		$L_{n,r,0,w}$	$L_{n,r,w}$	$\Delta L_w = 78 - L_{n,r,w}$
	79	43		78	43	35 dB
	$C_{i,0}$	C_i		$C_{i,r,0}$	$C_{i,r}$	$C_{i,\Delta} = C_{i,r,0} - C_{i,r}$
	-11	0		-11	1	-12 dB
						$\Delta L_{irr} = \Delta L_w + C_{i,\Delta}$
						23 dB

NOISE LAB
REPORT Number A-2019LAB-024-H542-42956_E

$L_{n,0}$

NORMALIZED IMPACT SOUND PRESSURE LEVEL (of standard floor) in accordance with ISO 10140-3:2010

Client: BSW Berleburger Schaumstoffwerk GmbH

Date of test: 16/08/2017

Description of the test setup:

The base floor used is a 140 mm thick solid reinforced concrete slab.
 According to ISO 10140-5 Annex C this is the "heavyweight standard floor".

Receiving room volume V: 51,4 m³

Reference floor area : 12,0 m²

Tested floor area : 12,0 m²

Signal : Standard tapping machine with steel-headed hammers.

— reference values (according ISO 717-2)
 — shifted reference values (according ISO 717-2)

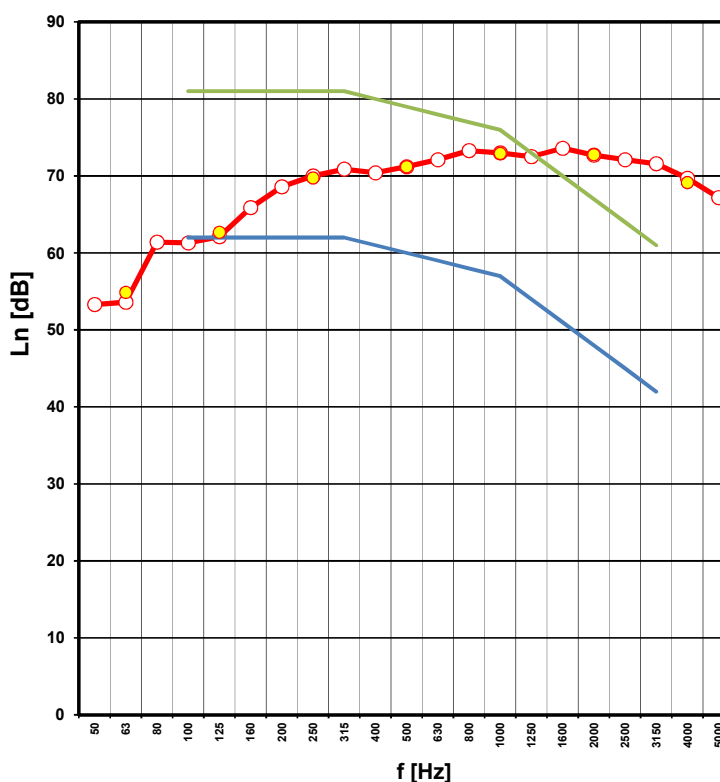
f (Hz)	$L_{n,0}$ (dB)	(*)
1/3 octave bands : ■		
50	53,3	
63	53,6	
80	61,4	
100	61,3	
125	62,1	
160	65,9	
200	68,6	
250	70,0	
315	70,9	
400	70,4	
500	71,2	
630	72,1	
800	73,3	
1000	73,0	
1250	72,5	
1600	73,6	
2000	72,7	
2500	72,1	
3150	71,6	
4000	69,7	
5000	67,2	

octave bands : ●	
63	54,9
125	62,7
250	69,7
500	71,2
1000	72,9
2000	72,8
4000	69,1

B: $L_n <$ value shown

(*) b : background noise correction used

B : Maximum background noise correction used



Rating according to ISO 717-2

$L_{n,0,w} (C_i,0) = 79 \quad (-11) \quad \text{dB}$

Evaluation based on laboratory measurement results obtained in one-third-octave bands by an engineering method

No. of test report: SONH546
 Date: 16/08/2017

Name of test institute: Daidalos Peutz
 Signature: Volker Spessart

Daidalos Peutz bouwfysisch ingenieursbureau
 Vital Decosterstraat 67A – bus 1
 B-3000 Leuven
 Belgium
 VAT: BE 0454.276.239
www.daidalospeutz.be



N° 451-TEST
 NBN EN ISO 17025:2005

NOISE LAB
REPORT Number A-2019LAB-024-H542-42956_E

L_n

NORMALIZED IMPACT SOUND PRESSURE LEVEL in accordance with ISO 10140-3:2010

Client: BSW Berleburger Schaumstoffwerk GmbH **Date of test:** 09/08/2017

Description of the test setup:

- 100 mm prefab reinforced concrete slab
- 25 mm REGUPOL sonus curve, 25mm
- 25 mm REGUPOL sonus curve, 25mm
- 140 mm heavyweight standard floor = solid reinforced concrete slab

Receiving room volume V: 51,4 m³

Reference floor area : 12,0 m²

Tested floor area : 12,0 m²

Signal : Standard tapping machine with steel-headed hammers.

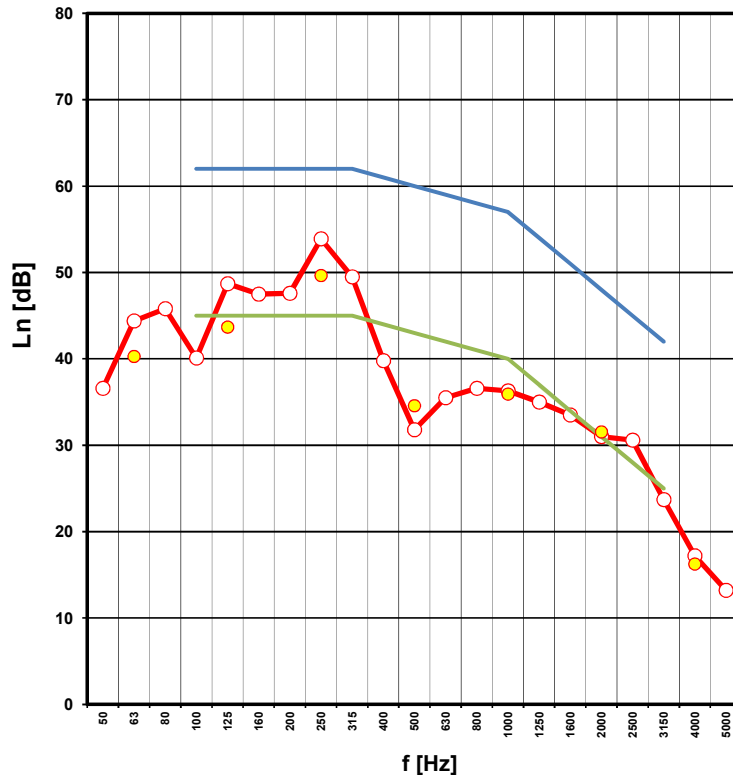
— reference values (according ISO 717-2)
 — shifted reference values (according ISO 717-2)

f	L _n	(*)
(Hz)	(dB)	
1/3 octave bands : █		
50	36,6	
63	44,4	
80	45,8	
100	40,1	
125	48,7	
160	47,5	
200	47,6	
250	53,9	
315	49,5	
400	39,8	
500	31,8	
630	35,5	
800	36,6	
1000	36,3	
1250	35,0	
1600	33,5	
2000	31,0	
2500	30,6	
3150	23,7	
4000	17,2	b
5000	13,2	b

octave bands : ●	
63	40,3
125	43,7
250	49,6
500	34,6
1000	35,9
2000	31,5
4000	16,2

B: L_n < value shown

(*) b : background noise correction used
 B : Maximum background noise correction used



Rating according to ISO 717-2

L_{n,w} (Ci) = 43 (0) dB

Evaluation based on laboratory measurement results obtained in one-third-octave bands by an engineering method

No. of test report: SONH542
 Date: 09/08/2017

Name of test institute: Daidalos Peutz
 Signature: Volker Spessart

NOISE LAB

REPORT Number A-2019LAB-024-H542-42956_E



REDUCTION OF IMPACT SOUND PRESSURE LEVEL BY FLOOR COVERINGS in accordance with ISO 10140-3

Client: BSW Berleburger Schaumstoffwerk GmbH

Date of test: 09/08/2017

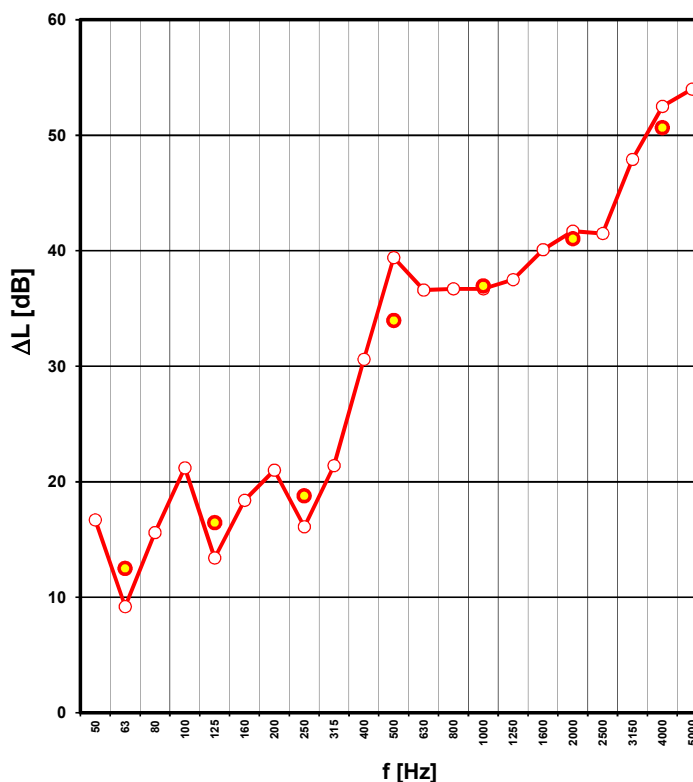
Description of the test setup:

100 mm prefab reinforced concrete slab
 25 mm REGUPOL sonus curve, 25mm
 25 mm REGUPOL sonus curve, 25mm
 140 mm heavyweight standard floor = solid reinforced concrete slab

Receiving room volume V: 51,4 m³Reference floor area : 12,0 m²Tested floor area : 12,0 m²

Signal : Standard tapping machine with steel-headed hammers.

f (Hz)	ΔL = $L_{n,0} - L_n$ (dB)
1/3 octave bands : —	
50	16,7
63	9,2
80	15,6
100	21,2
125	13,4
160	18,4
200	21,0
250	16,1
315	21,4
400	30,6
500	39,4
630	36,6
800	36,7
1000	36,7
1250	37,5
1600	40,1
2000	41,7
2500	41,5
3150	47,9
4000	52,5
5000	54,0
octave bands : ●	
63	12,5
125	16,5
250	18,8
500	34,0
1000	37,0
2000	41,0
4000	50,7




Rating according to ISO 717-2

 $\Delta L_w (C_{i,\Delta}) = 35 \quad (-12) \quad \text{dB}$ $\Delta L_{in} = 23 \quad \text{dB}$

Evaluation based on laboratory measurement results obtained in one-third-octave bands by an engineering method

No. of test report: SONH542
 Date: 09/08/2017

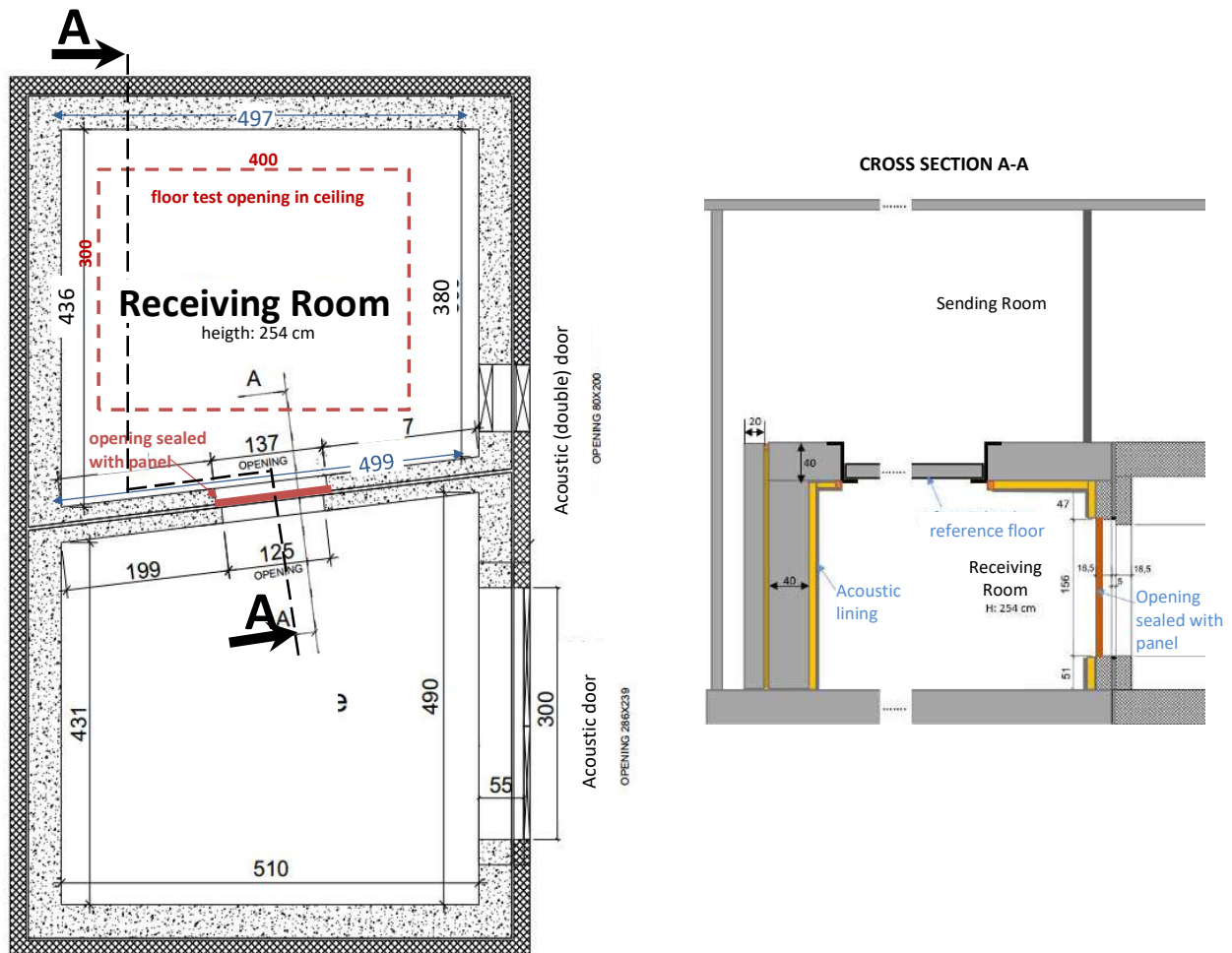
Name of test institute: Daidalos Peutz
 Signature: Volker Spessart



NOISE LAB
REPORT Number A-2019LAB-024-H542-42956_E

ANNEX 1 : Sound insulation test facilities

The test rooms meet the requirements of ISO 10140-5
 Both rooms are isolated for vibrations by using a so called room-in-room construction.



NOISE LAB
REPORT Number A-2019LAB-024-H542-42956_E

ANNEX 2: Description test items by manufacturer

*The test sample description given by manufacturer is checked visually as good as possible by the laboratory.
 The correspondence between the test element and the commercialized product is the sole responsibility of the manufacturer*


Description of the test element as a layered structure

	Thickness (mm)	ρ (kg/m ³)	m'' (kg/m ²)	Description of the layer
1	100	2500	256	prefab reinforced concrete slab
2	25			REGUPOL sonus curve, 25mm
3	25			REGUPOL sonus curve, 25mm
4	140	2300	322	heavyweight standard floor = solid reinforced concrete slab
5				
6				
7				
8				
9				
10				

Total thickness = 290 mm

REGUPOL sonus curve, 50mm
 It is a floating floor underlayer product for impact sound isolation.
 The resilient layer is made from recycled rubber materials.

Daidalos Peutz bouwfysisch ingenieursbureau
Vital Decosterstraat 67A – bus 1
B-3000 Leuven
Belgium
VAT: BE 0454.276.239
www.daidalospeutz.be



daidalos peutz
laboratory of acoustics



N° 451-TEST
NBN EN ISO 17025:2005

NOISE LAB
REPORT Number A-2019LAB-024-H542-42956_E

ANNEX 3: Technical sheet

*The test sample description given by manufacturer is checked visually as good as possible by the laboratory.
The correspondence between the test element and the commercialized product is the sole responsibility of the manufacturer*

On request at supplier.

NOISE LAB
REPORT Number A-2019LAB-024-H542-42956_E

ANNEX 4: photographs of the test element or the test arrangement

Description of the assembly or drawing or photo

The floating floor underlayer product was placed on the standard concrete floor.
Then a prefab concrete slab was placed on top.
The topfloor had no rigid contact with the test opening construction. Gaps between the topfloor and the test opening were filled-up with sound-absorbing material.

Remark: the sound-absorbing material is not a part of the floating floor product.

